

Preliminary Conference Program

Sunday (25th June)

Language: English

Venue: Riga Airport


Time	Event
17.00-18.00	Ground transportation from Riga Airport to Pakruojis Manor
19.00-20.00	Arriving to Pakruojis Manor
20.00-22.30	Registration & Welcome Reception (Get together at „la Taverna“)

Monday (26th June)

Language: English

Venue: Old Post Office, Pakruojis Manor

Time	Presenter	Institution	Title of the Lecture
8.30-9.15	Registration of the participants		
Opening Ceremony			
9.15-9.20	Vladimir Sivakov	Baltic Sea Network Coordinator, Leibniz Institute of Photonic Technology, Germany	Baltic Sea Network and CTCT President Welcome Address
9.20-9.25	Aldona Beganskiene	Program Chair, Dean Chemistry and Geo Sciences Faculty, Vilnius University	Program Chair Welcome Address
9.25-9.30	Vice Mayor of Pakruojis	Pakruojis	Welcome Adress
Session 1 Biomaterials for Cancer Theranostics – Drug Delivery Agents			
Chairman: Vladimir Sivakov			
9.30-10.15	Helder Santos <i>Keynote</i>	University of Helsinki, Finland	MULTIFUNCTIONAL NANOMATERIALS FOR DRUG DELIVERY AND THERANOSTIC APPLICATIONS
10.15-10.50	Chia-Liang Cheng <i>Invited</i>	Department of Physics, National Dong Hwa University, Taiwan	THE EFFECT OF AUTOGHAGY MODULATION ON DRUG LOADING AND THE EFFICIENCY OF NANODIAMOND-ANTICANCER DRUG COMPLEXES IN CANCER



			TREATMENT
10.50-11.30	Coffee break		
Session 2 Upconverting nanomaterials for biomedical applications			
Chairman: Chia-Liang Cheng			
11.30-12.15	Prof. Julia Perez Prieto <i>Keynote</i>	Universidad de Valencia, Spain	STRATEGIES FOR ASSEMBLING FUNCTIONAL SYSTEMS WITH UPCONVERSION NANOPARTICLES
12.15-12.45	Prof. Ricardas Rotomskis	National Cancer Institute, Lithuania	NN
12.35-13.00	Prof. Arturas Ramanavicius	Vilnius University, Lithuania	NN
13.00-14.30	Lunch		
Session 3 Young Scientists‘ Poster Session and Companies Presentation			
Chairmans: Vladimir Sivakov & Aldona Beganskiene			
14.45-15.15 Elevator Pitch Talks of Young Researchers			
15.15-15.30 Companies Presentations			
15.30-17.00 Poster Session “Science & Coffee”			
18.00-...	Traditional Lithuania Brewery		

Tuesday (27st June)


Language: English

Venue: Old Post Office, Pakruojis Manor

Time	Presenter	Institution	Title of the Lecture
------	-----------	-------------	----------------------



Session 4 Tumor Visualization – New ways in Cancer Diagnostic			
Chairman: Jithin Jose			
9.00-9.45	Valery Tuchin <i>Keynote</i>	Saratov State University – National Research, Russia	THE BENEFITS OF TISSUE OPTICAL CLEARING FOR CANCER THERANOSTICS
9.45-10.20	Jithin Jose <i>Invited</i>	FUJIFILM Visualsonics, The Netherlands Institute of Electronics, Bulgaria	IN-VIVO PHOTOACOUSTIC MOLECULAR IMAGING AND THERAPY OF TUMOR OPTICAL BIOPSY OF SKIN CANCER FOR INITIAL DIAGNOSIS AND ELECTROCHEMOTHERAPY MONITORING
10.20-10.55	Tatiana Novikova <i>Invited</i>	LPICM, CNRS, Ecole polytechnique, France	TUMOR VIZUALIZATION WITH MULTI-SPECTRAL IMAGING MUELLER POLARIMETRY
10.55-11.30	Coffee break		
Session 5 Biomaterials for Cancer Theranostics – Drug Delivery Agents-II			
Chairman: Vesa-Pekka Lehto			
11.30-12.05	Arunas Jagminas	State Research Institute Center for Physical Sciences and Technology, Lithuania	METHIONINE-MEDIATED SYNTHESIS AND FUNCTIONALIZATION WITH GOLD QUANTUM DOTS OF MAGNETIC NANOPARTICLES FOR THERANOSTIC APPLICATIONS
12.05-12.35	Sargis Aleksanyan	Institute for Physical Research of NAS of Republic Armenia, Armenia	PREPARATION AND INVESTIGATION OF MULTIFUNCTIONAL “CORE-SHELL” MAGNETIC NANOCOMPOSITES FOR MEDICAL APPLICATIONS
12.35-13.05	Shaista Ilyas	Institute of Inorganic & Materials Chemistry, University of Cologne, Germany	FUNCTIONALIZATION AND BIOLOGICAL EVALUATION OF IRON OXIDE NANOPROBES FOR TARGET SPECIFIC BIOMEDICAL APPLICATIONS
13.05-14.30	Lunch		
Session 6 Biomaterials for Cancer Theranostics – Drug Delivery Agents-III			



3rd International Conference “Current Trends of Cancer Theranostics”
 June 25-29, 2017
 Pakruojis, Lithuania


Chairman: Shaista Ilyas			
14.30-15.05	Vesa-Pekka Lehto <i>Invited</i>	University of Eastern Finland, Finland	INTEGRATION OF SEVERAL FUNCTIONALITIES IN ONE INORGANIC DRUG CARRIER FOR THERANOSTIC APPROACH AGAINST CANCER
15.05-15.40	Vladimir Sivakov <i>Invited</i>	Leibniz Institute of Photonic Technology, Germany	MULTI-MODAL SILICON NANOPARTICLES VISUALIZATION USING LINEAR and NON-LINEAR OPTICAL BIOIMAGING: NEW TRENDS IN SILICON-BASED BIOPHOTONICS
15.40-16.00	Konstantin Tamarov	M.V. Lomonosov Moscow State University, Russia	BIOCOMPATIBLE CONTRAST AGENT BASED ON SELECTIVELY MODIFIED POROUS SILICON NANOPARTICLES FOR ULTRASOUND DIAGNOSTICS
16.00-16.20	Artiom Skripka	Institute National de la Recherche Scientifique, Canada	DESIGNING ADVANCED THERANOSTIC TOOLS – COMBINATION OF OPTICAL THERMOMETERS AND HEATERS IN A SINGLE NANOPLATFORM
16.20-16.50	Coffee Break		
16.50-17.30	Meeting of European THERASIL Consortium and CTCT-2018 organizing committee		
18.00-...	Conference Dinner		

Wednesday (28nd June)

Language: English

Venue: Old Post Office, Pakruojis Manor

Time	Presenter	Institution	Title of the Lecture
Session 7 Cancer Therapy			
Chairman: Ekaterina Borisova			
9.00-9.45	Sofia Dembski <i>Keynote</i>	Fraunhofer Institute for Silicate Research ISC,	NEW TRENDS IN PARTICULAR THERANOSTICS



3rd International Conference “Current Trends of Cancer Theranostics”
 June 25-29, 2017
 Pakruojis, Lithuania


		Germany	
9.45-10.20	Alla Bucharskaya <i>Invited</i>	Saratov State Medical University, Russia	PLASMONIC PHOTOTHERMAL THERAPY: APPROACHES TO ADVANCED STRATEGY
10.20-10.55	Sandrine Gerber <i>Invited</i>	Ecole Polytechnique Fédérale de Lausanne, Switzerland	MULTIFUNCTIONAL HARMONIC NANOPARTICLES FOR TARGETED CANCER IMAGING
10.55-11.30	Coffee break Chairman: Sofia Dembski		
11.30-12.05	Ekaterina Borisova <i>Invited</i>	Institute of Electronics, Bulgaria	OPTICAL BIOPSY OF SKIN CANCER FOR INITIAL DIAGNOSIS AND ELECTROCHEMOTHERAPY MONITORING
12.05-12.25	Markus Schütz	University of Cologne, Germany	INNOVATIVE NANO ASSEMBLY BY LINK CHEMISTRY
12.25-12.45	Isabel Gessner	University of Cologne, Germany	MAGNETIC BEADS FOR THE SELECTIVE CAPTURE OF PROTEINS RESPONSIBLE FOR THE ACTIVE TRANSPORT OF TUMOR SUPPRESSING MICRO RNA-198 (miR-198) OUT OF LIVER CANCER CELLS
12.45-13.05	Karlis Pleiko	University of Latvia, Latvia	CLEAR CELL RENAL CELL CARCINOMA SPECIFIC ssDNA APTAMERS USING CELL-SELEX
13.05-13.25	Liubov Osminkina <i>Invited</i>	Lomonosov Moscow State University, RUSSIA	POROUS SILICON NANOPARTICLES AS SENSITISER FOR BIOMEDICAL APPLICATIONS
13.30-15.00	Lunch		
15.00-15.45	Round Table Discussion		
15.45-16.00	Conference Closing Remarks		

Thursday (29th June)

Language: English

Venue: Old Post Office, Pakruojis Manor

Time	Event
10.00-11.00	Ground transportation from Pakruojis to Riga Airport




12.00-13.00	Arriving to Riga Airport
END	

POSTER SESSION

Tuesday (27th June)

15:00 – 18:00

P 01	E. Voronovič, G. Jarockytė, A. Skripka, V. Karabanovas, F. Vetrone, R. Rotomskis	UPCONVERTING NANOPARTICLES COVERED WITH DIFFERENT COATINGS: OPTICAL PROPERTIES, STABILITY AND ACCUMULATION IN CANCER CELLS
P 02	<u>Kl. Pajuste</u> , K. Pajuste, M. Rucins, L. Jackevica, I. Kanepe-Lapsa, M. Gosteva, M. Plotniece, P. Dimitrijevs, A. Sobolev, I. Domracheva, A. Plotniece	MULTIFUNCTIONAL CATIONIC AMPHIPHILIC 1,4- DIHYDROPYRIDINE DERIVATIVES FOR DEVELOPMENT OF THERANOSTIC DELIVERY SYSTEMS
P 03	<u>D. Baziulyte-Paulaviciene</u> , G. Jarockyte, R. Rotomskis, V. Karabanovas, S. Sakirzanovas	SYNTHESIS AND UPCONVERSION LUMINESCENCE PROPERTIES OF BIOCOMPATABLE CORE/SHELL/SHELL NANOPARTICLES WITH ENHANCED RED EMISSION FOR APPLICATION IN BIOIMAGING
P 04	<u>D. Dapkute</u> , M. Matulionyte, L. Budenaite, G. Jarockyte, R. Rotomskis	TITLE: PHOTOLUMINESCENT GOLD NANOCCLUSERS IN CANCER CELLS: CELLULAR UPTAKE, TOXICITY, AND GENERATION OF REACTIVE OXYGEN SPECIES
P 05	<u>A. Janoniene</u> , Z. Liu, H. Zhang, L. Baranauskiene, V. Petrikaite, H. A. Santos	POROUS SILICON BASED NANOPLATFORM TARGETING HYPOXIC CANCER CELLS
P 06	<u>E. Krakor</u> , I. Gessner, S. Mathur	HOLLOW MAGNETIC IRON OXIDE NANOPARTICLES AS NOVEL THERANOSTIC AGENTS
P 07	<u>I. Mikalauskaite</u> , G. Pleckaityte, A. Katelnikovas, V. Karabanovas, R. Rotomskis, A. Beganskiene	INTRODUCING Cr ³⁺ IONS INTO NaGdF ₄ :Yb ³⁺ , Er ³⁺ SYSTEM



P 08	<u>N. K. Ullah</u> , S. Ilyas, M. S. Hussain, S. Mathur	DUAL BIOCONJUGATION STRATEGIES ON IRON OXIDE NANOPARTICLES
P 09	<u>G. Pleckaityte</u> , I. Mikalauskaite, A. Katelnikovas, A. Beganskiene	SYNTHESIS AND INVESTIGATION OF DUAL EXCITATION UPCONVERTING NaGdF ₄ NANOPARTICLES
P 10	<u>S.N. Shevchenko</u> , A.A. Manykin, E.A. Kropotkina, V.N. Nikiforov, A.B. Bychenko, A.S. Gambaryan, L.A. Osminkina	SILICON NANOSTRUCTURES AGAINST SOCIALLY DANGEROUS VIRUSES
P 11	S. M. Siribbal, <u>A. Szymura</u> , M. S. Hussain, S. Mathur	DESIGN OF HOLLOW Gd ₂ O ₃ NANOPARTICLES FOR MAGNETIC RESONANCE IMAGING AND DRUG DELIVERY
P 12	<u>A. Tobi</u> , Anne-Mari A. Willmore, K. Kilk, G. B. Braun, U. Soomets, K. N. Sugahara, E. Ruoslahti, T. Teesalu	SILVER NANOCARRIERS TARGETED WITH CENDR PEPTIDE POTENTIATE CYTOTOXIC ACTIVITY OF ANTICANCER DRUG
P 13	<u>U.A. Natashina</u> , S.N. Shevchenko, M. Burkhardt, E.V. Sheval, K. E. Tsurikov, Christina Grosse, A.L. Nikolaev, A.V. Gopin, U. Neugebauer, A.A. Kudryavtsev, V. Sivakov, L.A. Osminkina	INTERACTION OF SILICON NANOSTRUCTURES WITH MICROBIOLOGICAL OBJECTS
P 14	<u>M. Schütz</u> , K. Lê1, S. Ilyas, A. Jurewicz, S. Mathur	INNOVATIVE NANO ASSEMBLY BY LINK CHEMISTRY
P 15	<u>K. Pleiko</u> , L. Saulite, U. Riekstina	CLEAR CELL RENAL CELL CARCINOMA SPECIFIC ssDNA APTAMERS USING CELL-SELEX